

APHASIA HOME SUPPORT GUIDE

Augmentative and Alternative Communication: Visual Scene Display

1



Principles

- Uses intuitive visual cues to help patients express themselves and understand (Light et al., 2004).
- Uses the patient's **visual-spatial abilities**, **reducing cognitive load** through the contextual relevance of scene photos (Beukelman et al., 2005).
- Helps improve the patient's **social participation** and **narrative skills** (McKelvey et al., 2005).

1 Target Audience

- Patients with **severe** aphasia (Garrett & Lasker, 2005)
- Patients with **severe** intellectual impairment

2 Design

- A **scene photo** (either generic or personalised real-life scenes) containing **actions and items** of target words (objects, people, activities, etc.,)

3 Steps

Step 1

- **Show** the patient the scene photo (e.g., a living room, a bathroom).
- The scene contains actions and items relevant to the scene, each surrounded by frames (e.g., a bathroom scene might have cells for "toilet paper," "sink," "mirror," "towel," "shampoo," and "shower gel.")

Step 2

- Teach the patient to **point to the frame** to express their immediate needs.
 - E.g., If the patient needs the shampoo, they can first **point at the "shampoo" frame**.
 - As the patient becomes familiar, they can try **combining "core vocabulary"** and **"sentence strips"** to form simple sentences.

Step 3

- **Integrate** the visual scene display tool into daily life.
- When the patient successfully uses the tool, the carer should give an **immediate response**, "I understand, you want to go to the toilet," and then assist/accompany the patient to the toilet.

① The information provided is for reference purposes only. For professional management or to learn more, please contact a speech and language therapist.

Reference(s)

- BEUKELMAN, D., HUX, K., MCKELVEY, M., DIETZ, A., & WEISSLING, K. (2005). AAC AND APHASIA: A REVIEW OF VISUAL SCENES DISPLAY PROJECT [WEBCAST]. AAC-RERC. [HTTP://AAC-RERC.COM](http://AAC-RERC.COM)
- DIETZ, A., MCKELVEY, M., & BEUKELMAN, D. (2006). VISUAL SCENE DISPLAYS (VSD): NEW AAC INTERFACES FOR PERSONS WITH APHASIA. PERSPECTIVES ON AAC, 15(1), 13-17. [HTTPS://DOI.ORG/10.1049/AAC15.1.13](https://doi.org/10.1049/AAC15.1.13)
- LIGHT, J., DRAGER, K., & MCCARTHY, J. (2004). PERFORMANCE OF TYPICALLY DEVELOPING CHILDREN WITH AAC SYSTEMS USING VISUAL SCENE DISPLAYS. AUGMENTATIVE AND ALTERNATIVE COMMUNICATION, 20(2), 63-88.

Organised By

Funded By

Incubated By



APHASIA HOME SUPPORT GUIDE

AAC: Visual Scene Display (Hospital)

Core Vocabulary

Toilet


Pain

Up / Big


Down / Small

Phrases

Help me
get.....



I want
to go



What I want to say
is not shown here



Vocabulary: xx





APHASIA HOME SUPPORT GUIDE

AAC: Visual Scene Display (Hospital)

Core Vocabulary

Toilet


Pain

Up / Big


Down / Small

Phrases

Help me get.....



I want to go



What I want to say is not shown here



Vocabulary: xx

