

# APHASIA HOME SUPPORT GUIDE

## Home Practice Guides: Visual Action Therapy



### Principles

- Improve patient's communication abilities by using **non-verbal methods** (e.g., gestures, visual cues) (Davis et al., 1979).

### 1 Target Audience

- Patients with **severe** aphasia
- Patients with very limited verbal expression and comprehension

### 2 Materials

- Target objects.
- Picture cards of the target objects.
- Picture cards related to the target objects.





### 3 Steps

#### 1 Object-Picture Matching



Which picture card is the same as this object?





- Show the patient an **object** and instruct them to **select the matching picture card**.
- Ask: "Which picture card is the same as this object?"
- If the patient cannot respond or selects the wrong card, the carer should **demonstrate** choosing the correct one.


#### 2 Picture-Picture Matching



Which picture card is the same as this one?




- Show the patient a **picture card** and instruct them to **select the matching picture card**.
- Ask: "Which picture card is the same as this one?"
- If the patient cannot respond or selects incorrectly, the carer should **demonstrate** the correct match.



3

### Demonstrating Object/Picture-to-Action Matching



- Demonstrate the action associated with the object. Place the object **in front of the patient** and encourage them to **imitate the action**.
  - E.g., Using a spoon: demonstrate picking up the spoon and making an eating motion, then encourage the patient to perform the eating action.
- Show the patient the **picture card** of the object and **demonstrate the associated action**, encouraging the patient to imitate it.
- If the patient needs assistance, the carer can **physically** guide them to perform the correct gesture.

③ The information provided is for reference purposes only. For professional management or to learn more, please contact a speech and language therapist.

#### Reference(s)

- DAVIS, S. A., ARTES, R., & HOOPS, R. (1979). VERBAL EXPRESSION AND EXPRESSIVE PANTOMIME IN APHASIC PATIENTS. IN Y. LEBRUN & R. HOOPS (EDS.), PROBLEMS OF APHASIA (PP. 123-135). SWETS & ZEITLINGER.
- FORDYCE, W. E., & JONES, R. H. (1966). THE EFFICACY OF ORAL AND PANTOMIME INSTRUCTIONS FOR HEMIPLEGIC PATIENTS. ARCHIVES OF PHYSICAL MEDICINE AND REHABILITATION, 46, 676-680.
- GARDNER, H., ZURIF, E., BERRY, T., & BAKER, E. (1976). VISUAL COMMUNICATION IN APHASIA. NEUROPSYCHOLOGIA, 14(3), 275-292. [HTTPS://DOI.ORG/10.1016/0028-3932\(76\)90022-5](https://doi.org/10.1016/0028-3932(76)90022-5)
- HELM-ESTABROOKS, N., FITZPATRICK, P. M., & BARRESI, B. (1982). VISUAL ACTION THERAPY FOR GLOBAL APHASIA. JOURNAL OF SPEECH AND HEARING DISORDERS, 47(4), 385-389. [HTTPS://DOI.ORG/10.1044/JSHD.4704.385](https://doi.org/10.1044/JSHD.4704.385)

Organised By

Funded By

Incubated By